

Tips from Carlos:

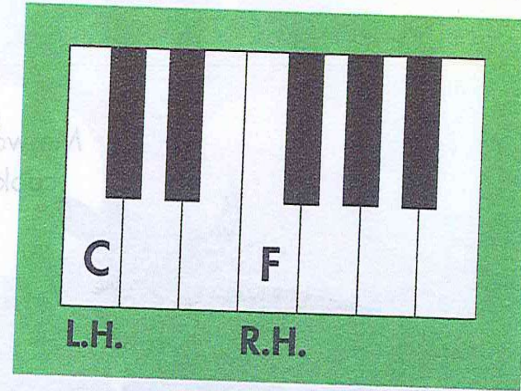
1. The *Here Comes the Bride* music must play **7 times** for the baboon bride to reach the groom.
2. After playing this song, try *Rockin' on C and F* with the CD. You and your teacher make up rockin' rhythms on any **C** and **F** keys with the music. Use **finger 3's** as in this song.

35

Jungle Wedding

Technique: **C** and **F** across the Keyboard

The 2-black keys help you find **C**.




The 3-black keys help you find **F**.

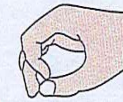
36



move higher



R.H. 3



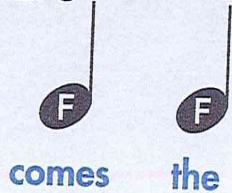
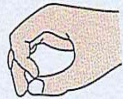
Keep going higher!

L.H. 3



Move UP the keyboard to the next HIGHER C and F.

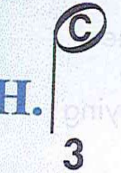
R.H. 3



f Here

bride,

L.H. 3



Start on the LOWEST C and F.

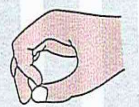
Riding the Escalator

Keep going up to the HIGHEST C and F with the ENDING LYRICS.

R.H. 3

f Who

L.H. 3



is the

F C

F

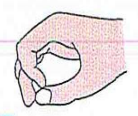
groom?



L.H. 3


That big ba - boon!

R.H. 3



F F C

ENDING LYRICS:
 High in the trees
 Ten chim-pan-zees
 Swing hap-pi-ly.



GRAND STAFF GAMES
 Turn to p. 86 and do Tap's Game #1.

